

**CONSIDERATION OF A VOCATION TO
PRIESTHOOD AND CONSECRATED LIFE
AMONG NEVER-MARRIED
U.S. CATHOLICS**
--CARA SURVEY REPORT

**September
2012**

NCDVD

REV. W. SHAWN MCKNIGHT, S.T.D.
EXECUTIVE DIRECTOR
USCCB SECRETARIAT OF CLERGY, CONSECRATED LIFE & VOCATIONS

FUNDING



Conrad N. Hilton
FOUNDATION

WHY THIS SURVEY?

Annual Surveys of the
Newly Ordained



Annual Surveys of
Perpetually Professed



**ANNUAL SURVEYS OF NEW
PRIESTS (2012) / RELIGIOUS (2011)**

	<u>2012</u>	<u>2011</u>	<u>National</u>
■ Caucasian / White	71%	66%	58%
■ Hispanic / Latino	15%	10%	34%
■ Asian / Pacific Islander	9%	17%	4%
■ African / African American	3%	4%	3%

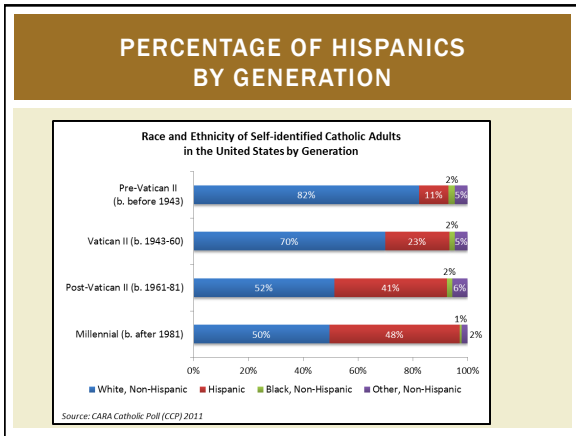
COUNTRY OF BIRTH OF ORDINANDS

United States	71%	
Vietnam	5%	Total Hispanics / Latinos: 15%
Columbia	5%	
Mexico	4%	U.S. Born Hispanics / Latinos: <5%
Poland	3%	
Philippines	2%	
El Salvador	1%	
Other	9%	

**FUTURE ORDINATION CLASSES
(SEMINARIANS 2011)**

<u>College</u>		<u>Theology</u>	
▶ White	70%	▶ White	61%
▶ Hispanic/Latino	20%	▶ Hispanic/Latino	16%
▶ Asian/Pacific	6%	▶ Asian/Pacific	11%
▶ African American	3%	▶ African American	4%
▶ Other	1%	▶ Other	8%
		Foreign Born	28%
			(938)

Source: CARA Catholic Ministry Formation Directory 2011.



VOCATION SURVEY CHARACTERISTICS

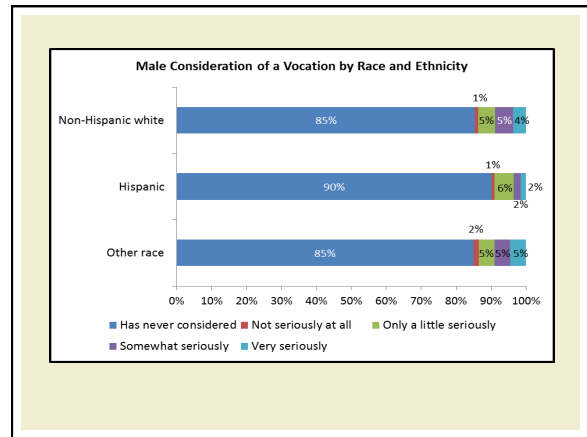
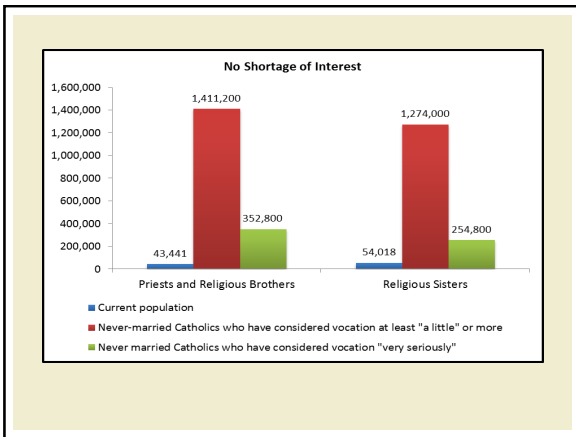
- Self-administered, national online survey, conducted in May and June 2012
- Scientific, probability-based sample of 1,428 never-married Catholics ages 14 and older

Males (average age 26):

- Six in ten are adults (18 or older)
- 36% Non-Hispanic white adults, 20% non-Hispanic white teens
- 19% Hispanic adults, 16% Hispanic teens
- 4% Other race adults, 5% other race teens

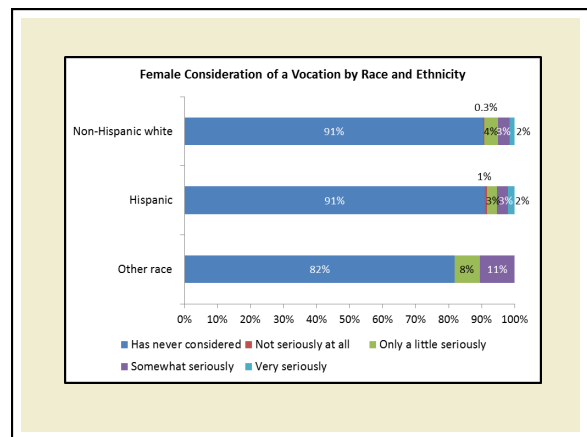
Females (average age 28):

- Seven in ten are adults (18 or older)
- 40% Non-Hispanic white adults, 15% non-Hispanic white teens
- 22% Hispanic adults, 13% Hispanic teens
- 7% Other race adults, 3% other race teens



Why do you think you have never considered this? Percentage of male comments referencing:

	All Respondents	Non-Hispanic white	Hispanic	Other Race
General lack of interest	39%	34%	46%	41%
Celibacy	18	18	16	19
Have not had the calling	8	8	10	2
Other life goals	8	6	9	12
Doubts faith, not religious enough	8	10	6	8
Lifestyle	4	5	2	4
Do not want commitment necessary or restrictions imposed	3	4	2	2
Disagreements with Catholic Church or teachings	3	5	2	2
Money or financial issues	2	2	2	0
Impact of clergy sex abuse	1	1	1	4
Self-identifies as gay	1	1	2	0
"Other"	6	6	5	8



Why do you think you have never considered this?
Percentage of female comments referencing:

	All Respondents			
	All Respondents	Non-Hispanic white	Hispanic	Other Race
General lack of interest	31%	28%	38%	33%
Celibacy	16	18	13	13
Have not had the calling	11	10	12	10
Lifestyle	10	11	7	15
Doubts faith, not religious enough	9	10	7	8
Other life goals	7	6	9	4
Do not want commitment necessary or restrictions imposed	7	6	7	10
Disagreement with Catholic Church or teachings	2	3	0	0
Money or financial issues	<1	0	0	2
Self-identifies as lesbian	<1	<1	0	0
"Other"	7	8	7	4

KEY SUBGROUPS MOST LIKELY TO HAVE CONSIDERED A VOCATION

Most important:

- Those who attended Catholic educational institutions at any level
- Those who were encouraged to consider a vocation by any type of person
- Those who personally know priests and men and women religious
- Those involved in parish youth and young adult groups

SUBGROUP: CATHOLIC EDUCATION

Catholic Educational Enrollment

	Catholic Educational Enrollment						
	None	Primary only	Secondary only	Primary & secondary	Primary & college	College only	Primary, secondary, and college
All respondents	64%	16%	4%	10%	1%	2%	4%
Non-Hispanic white teen	63	17	6	10	0	2	1
Hispanic teen	76	13	1	7	0	0	4
Other race teen	64	16	10	3	0	2	5
Non-Hispanic white adult	54	20	2	15	1	3	6
Hispanic adult	80	7	3	2	1	4	3
Other race adult	43	29	8	18	0	1	1

Minority student enrollment in Catholic schools has been hit hard by the recession. In 2005-06 NCEA reported that 27% of students in U.S. Catholic schools were something other than Non-Hispanic white. This dropped to 19% in the 2011-12 school year (currently 14% of students are Hispanic).

LEVEL OF EDUCATION

Highest Level of Education among Adult Respondents

	Highest Level of Education among Adult Respondents			
	Less than high school	High school	Some college	Bachelor's degree or more
Male adults				
Non-Hispanic white	4%	32%	35%	29%
Hispanic	26	38	17	19
Other race	0	26	32	42
Female adults				
Non-Hispanic white	2%	32%	37%	29%
Hispanic	18	42	24	17
Other race	2	17	31	50

SUBGROUP: ENCOURAGEMENT (MALE)

Were you ever encouraged to consider a vocation as a priest or religious brother by any of these people?
Never-married male Catholic teens and adults responding "Yes":

	Non-Hispanic		
	white	Hispanic	Other race
Parish Priest/Priest Chaplain	14%	3%	9%
Mother	10	5	8
Grandmother	9	5	14
Other family members	6	10	3
Father	5	5	6
Parishioner from the church you attend	5	3	8
Teacher/Catechist	5	2	5
Religious Sister	5	3	2
Religious Brother	4	2	2
Grandfather	3	6	2
Deacon	3	1	0
Youth Minister	3	2	6
Friend or co-worker	2	3	2
Campus Minister	1	1	0
Military Chaplain	1	0	2
Bishop	1	1	0

SUBGROUP: ENCOURAGEMENT (FEMALE)

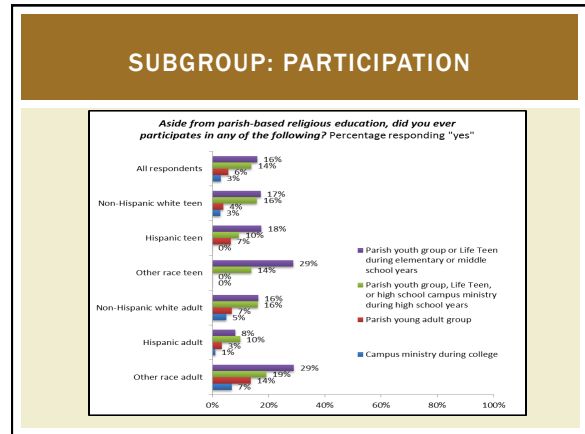
Were you ever encouraged to consider a vocation as a religious sister by any of these people?
Never-married female Catholic teens and adults responding "Yes":

	Non-Hispanic		
	white	Hispanic	Other race
Religious Sister	9%	4%	5%
Parish Priest/Priest Chaplain	8	2	14
Teacher/Catechist	6	6	11
Mother	4	5	6
Grandmother	4	6	12
Other family members	3	4	5
Father	2	4	3
Parishioner from the church you attend	2	1	2
Deacon	2	<1	0
Youth Minister	2	3	3
Grandfather	1	1	0
Friend or co-worker	1	<1	0
Bishop	1	0	0
Religious Brother	<1	1	0
Campus Minister	<1	0	0
Military Chaplain	0	0	0

SUBGROUP: KNOW PRIEST / RELIGIOUS

*While you were growing up (as either a child or teenager) was there anyone...
Percentage responding "Yes"*

	Non-Hispanic white teen	Hispanic teen	Other race teen	Non-Hispanic white adult	Hispanic adult	Other race adult
<i>Inside your family (uncle, aunt, sibling, cousin) that was a...</i>						
Priest	11%	4%	3%	9%	1%	6%
Religious brother	2	7	3	2	2	0
Seminarian	0	3	0	2	3	0
Religious sister	9	13	5	11	7	12
<i>Outside your family that was a...</i>						
Priest	39%	40%	47%	38%	30%	45%
Religious brother	5	13	2	7	8	12
Seminarian	7	13	5	7	8	10
Religious sister	18	13	34	19	18	20



- ### OTHER KEY SUBGROUPS
- Also Important:**
- Weekly Mass attenders (now and in high school)
 - Those who lived in households where parents talked to them about religion at least once a week
 - Participants in prayer and devotional activities, groups, or programs (e.g., Bible study, Eucharistic adoration, retreats, and prayer groups)
 - Those belonging to a group that encourages devotion to Mary
 - Those who regularly read the Bible or pray with Scripture
 - Participants in World Youth Day or a National Catholic Youth Conference

- ### HISPANIC CULTURAL OPPORTUNITIES
- Institutionally they are less connected to the Church
 - However, Latinos have some unique cultural supports for religious participation.
 - While Hispanics are no different than others in regular Mass attendance, they are much more likely to participate in prayer and devotional practices in the home, and to attend Marian feast day Masses.
 - Spiritual talk at home rates higher among Latina respondents, particularly during high school.
 - Higher participation rates in World Youth Day, and higher participation in NCYC for Hispanic adults.



UNITED STATES CONFERENCE OF CATHOLIC BISHOPS
SECRETARIAT OF
CLERGY, CONSECRATED LIFE AND VOCATIONS

USCCB.ORG/VOCATIONS
EMAIL: CCLV@USCCB.ORG

CENTER FOR APPLIED RESEARCH IN THE APOSTOLATE

cara.georgetown.edu
email: cara@georgetown.edu



For further
information